

PARENT GUIDE TO  
GOOGLE CLASSROOM  
2020

---



Google Classroom

# WHAT IS GOOGLE CLASSROOM

Think of Google Classroom (GC)

as your child's digital link to learning.

Teachers use GC to share assignments,

homework, newsletters, and much more

with students AND parents!

# GETTING STARTED

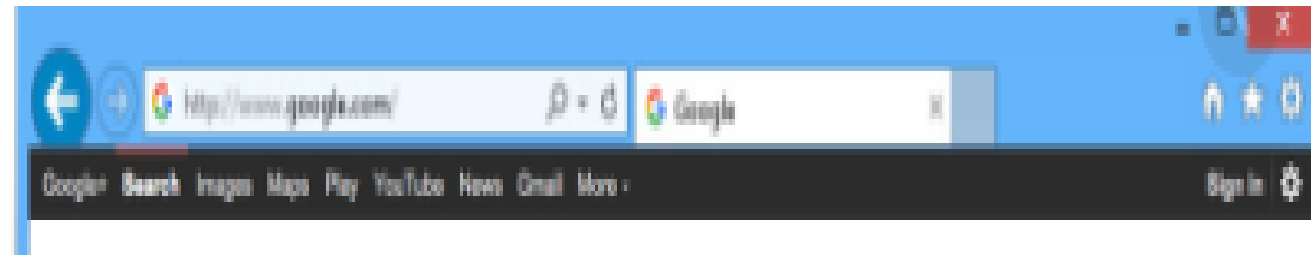
Your child was provided with a secure login and password that is unique to them.



Check with his/her teacher to obtain this private information OR ask them to add you as a parent through email.

# GETTING STARTED

Click on the Google  
Chrome browser icon.



---


type [www.google.com](http://www.google.com) into your  
web address bar.

# GETTING STARTED

Type in your child's  
Google Email  
address &  
click  
next

---

Then type in your  
**PASSWORD** & click next



## Now You'll See

that you are signed  
into your Google Apps  
for education account



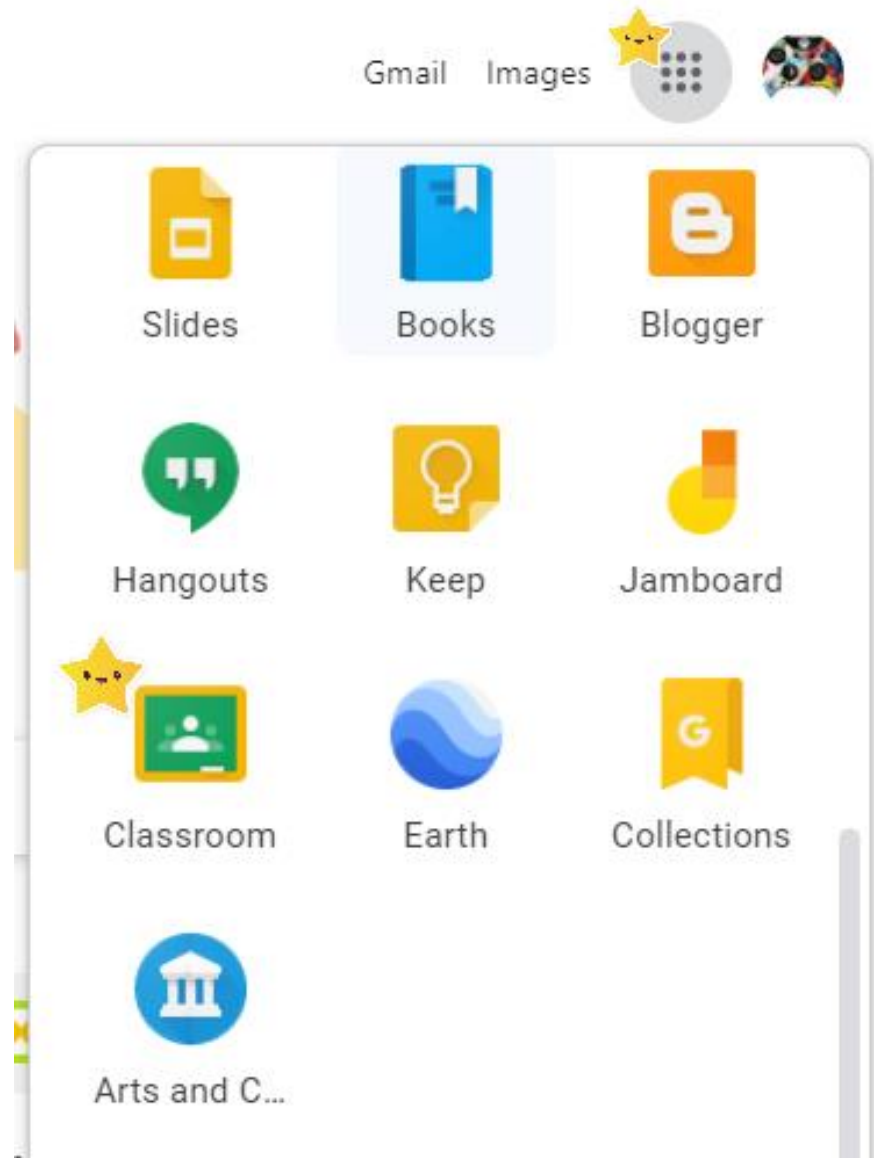
# GOOGLE SUITE



- Click on the 9 squares (Waffle/Rubik's Cube) icon in the top right-hand corner to see the Google Suite of Products!

# NAVIGATING GOOGLE CLASSROOM

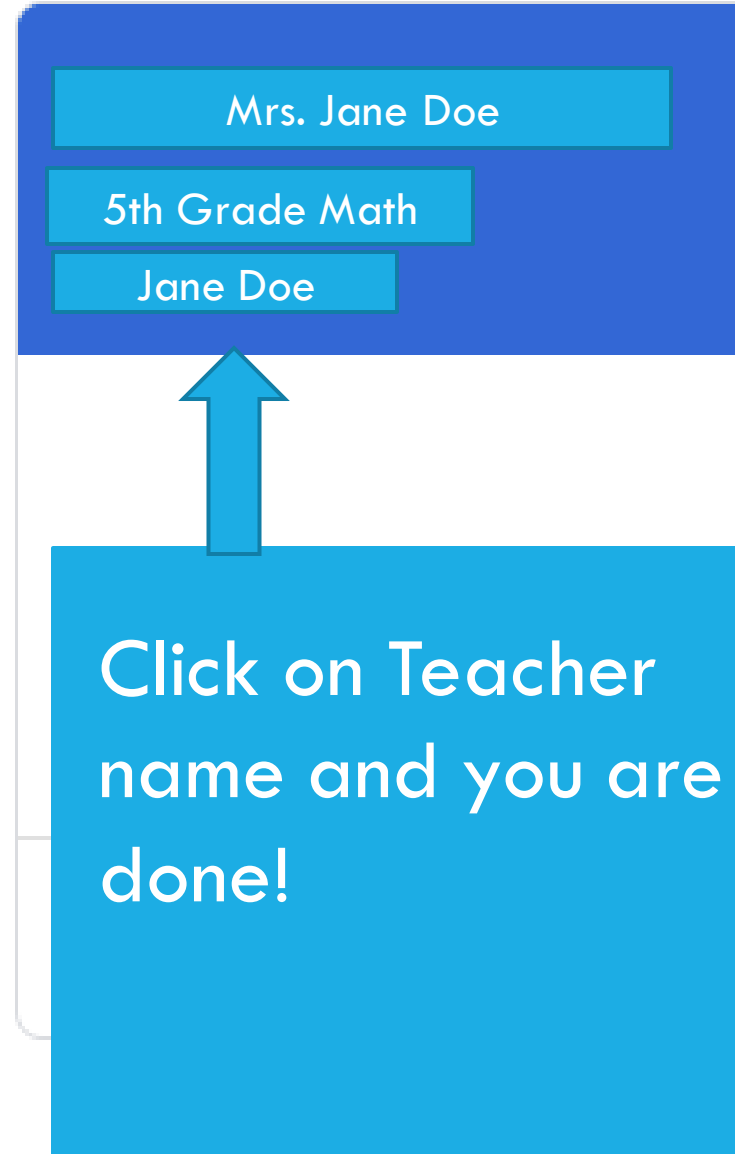
Click on the waffle  
button and then the  
Google Classroom  
icon





# NAVIGATING GOOGLE CLASSROOM

Click on the class  
you wish to view



# ACCESS ANYWHERE


ANDROID



IPHONE



TABLET



DESKTOP

